

Rittal – The System.

Faster – better – everywhere.

► Outdoor system solutions



ENCLOSURES

POWER DISTRIBUTION

CLIMATE CONTROL

IT INFRASTRUCTURE


SOFTWARE & SERVICES

FRIEDHELM LOH GROUP



Rittal – The System.

Faster – better – everywhere.



ENCLOSURES

POWER DISTRIBUTION

CLIMATE CONTROL

FRIEDHELM LOH GROUP

The whole is more than the sum of its parts

The same is true of “Rittal – The System.” With this in mind, we have bundled our innovative enclosure, power distribution, climate control and IT infrastructure products together into a single system platform. Complemented by our extensive range of software tools and global service, we create unique added value for all industrial applications: Production plant, test equipment, facility management and data centres. In accordance with our simple principle, “Faster – better – everywhere”, we are able to combine innovative products and efficient service to optimum effect.

Faster – with our “Rittal – The System.” range of modular solutions, which guarantees fast planning, assembly, conversion and commissioning with its system compatibility.

Better – by being quick to translate market trends into products. In this way, our innovative strength helps you to secure competitive advantages.

Everywhere – thanks to global networking across 150 locations. Rittal has over 60 subsidiaries, more than 150 service partners with over 1,000 service engineers worldwide. For more than 50 years, we have been on hand to offer advice, assistance and product solutions.

IT INFRASTRUCTURE

SOFTWARE & SERVICES



At home in any outdoor application





Energy

- Mounting benefits – Flexible basic enclosure, optionally with doors front and rear, for rapid interior installation and optimum on-site accessibility
- Variable base mounting – Easy to plan, because it is suitable for all site conditions: Concrete base/plinth, base plate, plastic base/plinth



Water industry

- Ideal material – Powder-coated aluminium for a long service life and corrosion resistance, plus fast machining of cut-outs
- Fast interior installation – All-round 25 mm system punchings and an extensive range of system accessories help to reduce assembly time



Telecommunications

- Fully integrated system solutions for mobile communications and broadband network installation reduce planning complexity
- Vandal-resistant – Enclosure solutions up to resistance category RC4



Telematics

- Optimum protection against corrosion – Coordinated mix of materials for heavily contaminated roadside environments increases servicing intervals



CS New Basic enclosures – Flexibility included



Systematic roof concept

Multi-functional benefits:

- Roof projection increases the proportion of shading
- Air exchange with all-round louvred grilles
- Fan for active climate control is covered in an IP-compatible manner



Integral transport options

- Eyebolts on the inner roof, concealed by the rain canopy
- For transporting the fully loaded unit by crane



Systematic installation benefits

- System compatibility thanks to TS 8 system punchings in the base
- Extensive range of system-compatible accessories for individual installations



CS New Basic enclosures



Climate control Cat. 34, page 307 Rail systems Cat. 34, page 610 – 612 Cable management Cat. 34, page 650

Outdoor enclosure with 100 mm transport plinth and rain canopy with projections on all sides.

Material:

- Aluminium AlMg3

Surface finish:

- Powder-coated
- UV-resistant pure polyester

Colour:

- RAL 7035

Protection category IP to IEC 60 529:

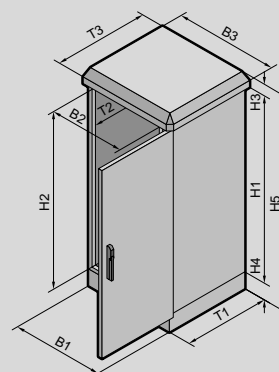
- IP 55
- NEMA 3R

Supply includes:

- Single-walled outdoor enclosure, fully pre-configured
- Basic enclosure with three-part gland plate
- 25 mm system punchings in the roof, base, front and in the enclosure depth
- Front door(s) with door stay, swing lever handle and semi-cylinder, lock BJ 20027
- Transport plinth with screw-fastened trim panels front and rear
- Enclosure with width 1200 mm has two 600 mm wide mounting panels
- Rain canopy

Technical details:

Available on the Internet



Single-walled

Width (B1) mm	VE	600	800	1200	Page
Height (H1) mm		1200	1200	1200	
Depth (T1) mm		500	500	500	
Clearance width (B2) mm		512	712	512	
Clearance height (H2) mm		1112	1112	1112	
Clearance depth (T2) mm		449	449	449	
Rain canopy width (B3) mm		650	850	1250	
Rain canopy height (H3) mm		55	55	55	
Rain canopy depth (T3) mm		550	550	550	
Base/plinth height (H4) mm		100	100	100	
Overall height (H5) mm		1355	1355	1355	
Model No.	1 pc(s).	9783.530	9783.610	9784.540	
Door(s)		1	1	2	
Weight kg		38.0	49.5	66.0	
With removable centre bar, 2 lockable doors		–	–	■	
Accessories					
Concrete base/plinth	1 pc(s).	9765.082	9765.084	9765.086	9
Cable entry plates	2 pc(s).	8800.060	8800.080	8800.060	650 ¹⁾
Mounting plates	1 pc(s).	9765.092	9765.095	9765.191	9
Mounting angles 482.6 mm (19°)	2 pc(s).	7688.000	7688.000	7688.000	9
Installation brackets for mounting angles	2 pc(s).	7696.000	7698.000	7696.000	9
Enclosure heaters	1 pc(s).	3105.400	3105.400	3105.400	367 ¹⁾
Enclosure internal thermostat	1 pc(s).	3110.000	3110.000	3110.000	379 ¹⁾
Semi-cylinder	1 pc(s).	9785.040	9785.040	9785.040	565 ¹⁾

¹⁾ See Catalogue 34

Accessories for CS New Basic enclosures

Concrete base/plinth

for CS New Basic enclosures

The base/plinth is made from pre-cast concrete sections which are easily fitted in situ. Front/rear base/plinth plate screw-fastened from the inside may be removed for servicing purposes.

Overall height: approx. 1000 mm, excavation depth: approx. 700 mm.

Material:

- Light-weight concrete

Surface finish:

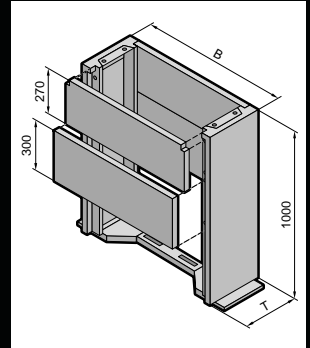
- Untreated

Supply includes:

- 1 base plate
- 2 side parts
- 2 divided base/plinth plates
- Assembly parts and fastening screws for mounting the enclosure

For enclosure		Model No.
Width (B) mm	Depth (T) mm	
600	500	9765.082
800	500	9765.084
1200	500	9765.086

Extended delivery times.



Mounting plates

for CS New Basic enclosures

For the configuration of mounting levels.

The mounting plates are depth-adjustable on a 25 mm pitch pattern.

Material:

- Aluminium, 3 mm

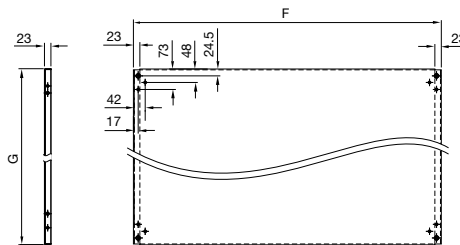
Supply includes:

- Assembly parts

Note:

- For an enclosure width of 1200 mm, partial installation with one or two 600 mm wide mounting plates is possible

For enclosure		F	G	Model No.
Width mm	Height mm			
600	1200	499	1096	9765.092
800	1200	699	1096	9765.095
1200	1200	1099	1096	9765.191



Mounting angles 482.6 mm (19')

for CS New Basic enclosures

For mounting 482.6 mm (19') components in outdoor enclosures. The mounting angles are depth-adjustable on a 25 mm pitch pattern. A depth stay is required to attach the mounting angles.

Material:

- Sheet steel

Surface finish:

- Zinc-plated

Supply includes:

- Mounting accessories

Enclosure height mm	U	Packs of	Model No.
1200	24	2 pc(s).	7688.000

! Also required:

Depth stays, see page 9



Depth stays

for mounting angles 482.6 mm (19')


Material:

- Sheet steel

Surface finish:

- Zinc-plated

Enclosure width mm	Installation (centre)	Packs of	Model No.
600/1200	482.6 mm (19')	2 pc(s).	7696.000
800	482.6 mm (19')/metric	2 pc(s).	7698.000



CS wall-mounted enclosures



Compact enclosures AE, stainless steel Cat. 34, page 179 **Hygienic Design** Cat. 34, page 170

Outdoor enclosures for wall or pole mounting. Enclosure-within-an-enclosure concept, outer enclosure with cut-out at the bottom and integrated louvres on the rear panel and side panels for ventilation.

Material:

- Enclosure: Aluminium AlMg3
- Mounting plate: Aluminium

Surface finish:

- Enclosure: Powder-coated, UV-resistant pure polyester
- Mounting plate: Clear chromated

Colour:

- RAL 7035

Protection category IP to IEC 60 529:

- IP 55

Supply includes:

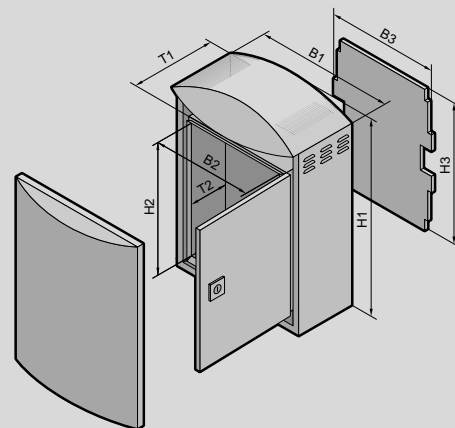
- Double-walled outdoor enclosure fully pre-configured
- Inner enclosure with mounting plate, gland plate and security lock (CS 9791.045 with 2 security locks)
- Mounting bracket for enclosure internal thermostat or hygrostat
- Outer enclosure with designer cover and security lock 3524 E
- 2 C rails on the rear panel

Availability:

Available on request

Technical details:

Available on the Internet



Double-walled

Outer enclosure						
Width (B1) mm	Packs of	370	420	530	630	Cat. 34, page
Height (H1) mm		522	560	700	780	
Depth (T1) mm		210	210	265	380	
Inner enclosure						
Width (B2) mm		300	350	460	580	
Height (H2) mm		400	440	565	580	
Depth (T2) mm		170	170	220	333	
Clearance width mm		280	330	440	560	
Clearance height mm		380	420	545	560	
Clearance depth mm		145	145	195	308	
Mounting plate width (B3) mm		270	320	430	550	
Mounting plate height (H3) mm		380	410	535	550	
Model No.	1 pc(s).	9791.015	9791.025	9791.035	9791.045	
Accessories						
Pole clamp	1 set(s)	2584.000	2584.000	2584.000	2584.000	589
Enclosure heaters	1 pc(s).	3105.330	3105.330	3105.330	3105.330	366
Enclosure internal thermostat	1 pc(s).	3110.000	3110.000	3110.000	3110.000	379
Hygrostat	1 pc(s).	3118.000	3118.000	3118.000	3118.000	380
Socket	2 pc(s).	2506.100	2506.100	2506.100	2506.100	424
LED system light	1 pc(s).	4140.810	4140.810	4140.820	4140.820	637
LED connection cable	1 pc(s).	4315.800	4315.800	4315.800	4315.800	638
Adaptor power pack	1 pc(s).	4315.860	4315.860	4315.860	4315.860	638

CS Toptec – the platform enclosure for your outdoor application

Universal outdoor enclosure with TS 8 frame

- TS 8 frame – Identical system platform in the outdoor sector as for IE or IT free-standing enclosures
- Weather canopy – With projection on all sides
- Chimney effect of the twin-walled structure – Reduces the influence of sunlight
- Mounting benefit – Open frame structure means fast configuration, also applies to bayed variants



Version

Enclosure type:

- Outdoor enclosure, twin-walled

Material:

- Base frame: Stainless steel
- Enclosure panels: Aluminium
- Rain canopy: Aluminium

Variants and modifications available on request:

- Dimensions
- Baying
- Side door
- Rear door
- Climate control

Typical size variants:

- Width x height x depth
- 600 x 1200 x 600 mm
 - 800 x 1200 x 600 mm
 - 600 x 1600 x 600 mm
 - 800 x 1600 x 600 mm

Rittal – The System.

Faster – better – everywhere.

- Enclosures
- Power Distribution
- Climate Control
- IT Infrastructure
- Software & Services

RITTAL nv/sa
Industrieterrein E17/3206 · Stokkelaar 8 · B-9160 Lokeren
Phone 09-3539111 · Fax 09-3556862
E-mail: info@rittal.be · www.rittal.be

ENCLOSURES

POWER DISTRIBUTION

CLIMATE CONTROL

IT INFRASTRUCTURE

SOFTWARE & SERVICES

FRIEDHELM LOH GROUP

